




TO MAKE A BETTER LIFE

ORM72D35MR 540~560W

ALL BLACK PERC Bifacial

- Adopting multi-main shed (MBB) half-sheet technology
- Anti-PID performance
- Excellent low light power generation performance
- Load 2400 Pa at the back 5400 Pa at the front



COMPREHENSIVE PRODUCTS & SYSTEM CERTIFICATES

IEC 61215 / IEC 61730 / CE / JPEA / FIDE / INMETRO

ISO 45001:

2018/International standards for occupational health & safety

ISO 14001:

2015/Standards for environmental management system

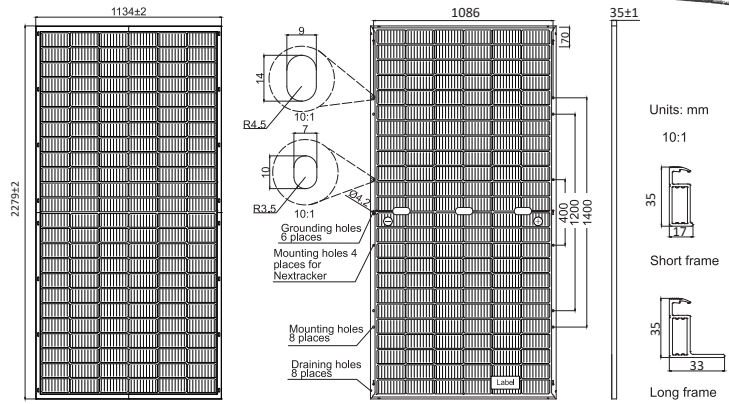
ISO 9001:

2015/Quality management system



MECHANICAL PARAMETERS

Cell type	Monocrystalline
Weight	32kg
Module dimension	2279*1134*35mm
Number of cells	144 (6*24)
Cable	4mm ²
Junction box	IP68, 3 diodes
Connector	MC4 compatible connector
Packaging	31 pieces per pallet 620pcs/40'HQ Container



Remark: customized frame color and cable length available upon request

ELECTRICAL PERFORMANCE

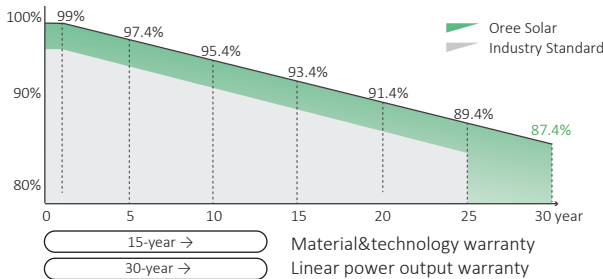
STC: AM1.5 1000W/m² 25°C NOCT: AM1.5 800W/m² 20°C 1m/s

Model	ORM72D35-540/MR		ORM72D35-545/MR		ORM72D35-550/MR		ORM72D35-555/MR		ORM72D35-560/MR	
	STC	NOCT	STC	NOCT	STC	NOCT	STC	NOCT	STC	NOCT
Maximum power (W)	540	409	545	412	550	416	555	420	560	424
Voltage at maximum power point (VMP/V)	41.73	38.89	42.01	39.14	42.29	39.28	42.57	39.45	42.86	39.59
Current at maximum power point (IMP/A)	12.94	10.52	12.97	10.53	12.99	10.59	13.02	10.65	13.05	10.71
Open circuit voltage (VOC/V)	49.90	46.40	50.08	46.59	50.26	46.80	50.45	47.01	50.63	47.23
Short circuit current (ISC/A)	13.67	11.13	13.69	11.17	13.71	11.21	13.74	11.25	13.76	11.29
Component efficiency (%)	20.89%		21.09%		21.28%		21.48%		21.67%	
Power tolerance	0~+3%									
Temperature Coefficient of Isc(α _{Isc})	+0.05%/°C									
Temperature Coefficient of Voc(β _{Voc})	-0.275%/°C									
Temperature Coefficient of Pmax(γ _{Pmp})	-0.350%/°C									

BIFACIAL OUTPUT-REAR SIDE POWER GAIN

Gain	Parameter	ORM72D35-540/MR	ORM72D35-545/MR	ORM72D35-550/MR	ORM72D35-555/MR	ORM72D35-560/MR
5%	Maximum Power (Pmax)	567Wp	572Wp	578Wp	583Wp	588Wp
	Module Efficiency STC (%)	21.95%	22.14%	22.37%	22.57%	22.75%
15%	Maximum Power (Pmax)	621Wp	627Wp	633Wp	638Wp	644Wp
	Module Efficiency STC (%)	24.04%	24.27%	24.50%	24.70%	24.92%

SUPERIOR WARRANTY



WORKING PARAMETERS

Maximum system voltage	1500V (TUV)
Operating temperature	-40°C ~ +85°C
Maximum series fuse rating	20A
Maximum static load, front side	5400pa
Maximum static load, back side	2400pa
Nominal battery operating temperature	44±2°C
Application level	Class A

CHARACTERISTICS

